

Put the Feast Together

Success criteria
I can use the story to decide whether to add or take away.

Grade 1 | Math | Step 1 of 4 Name: _____

Choose one answer for each question. Use the color key to color the numbered spaces. 1 = red 2 = orange 3 = yellow 4 = green 5 = brown

1. There are 3 rolls on a plate. Ben adds 2 more. How many rolls are on the plate now?
A. 4 B. 6 C. 5

2. Mia has 6 apples. She uses 2 for a pie. How many apples are left?
A. 3 B. 4 C. 8

3. Jo finds 4 red leaves and 3 yellow leaves. How many leaves does Jo find?
A. 6 B. 7 C. 8

4. There are 8 clean napkins. We use 3. How many clean napkins are left?
A. 5 B. 11 C. 4

5. A bowl holds 2 pears and 6 apples. How many pieces of fruit are in the bowl?
A. 8 B. 7 C. 4



Skill: Understand Addition and Subtraction

WORKSHEET OUTPOST / THANKSGIVING LEARNING TRAIL

Fast Facts at the Table

Success criteria
I can add and subtract numbers up to ten to find the answer.

Grade 1 | Math | Step 2 of 4 Name: _____

Choose one answer for each question. Use the color key to color the numbered spaces. 1 = red 2 = orange 3 = yellow 4 = green 5 = brown

1. One pan holds 4 rolls. Another holds 4. How many rolls are there in all?
A. 8 B. 7 C. 9

2. Jo has 9 pears. She gives 4 away. How many does she have left?
A. 6 B. 4 C. 5

3. There are 6 nuts in a bowl. Ben adds 3. How many nuts are in the bowl now?
A. 9 B. 10 C. 8

4. Mia stacks 10 plates. She puts 6 on the table. How many are still in the stack?
A. 4 B. 3 C. 5

5. You pick up 5 leaves and then 2 more. How many leaves do you have?
A. 6 B. 8 C. 7



Skill: Fluently Add and Subtract Within 10



WORKSHEET OUTPOST / THANKSGIVING LEARNING TRAIL

Make Ten for Thanksgiving

Success criteria
I can make ten to help me add two numbers.

Grade 1 | Math | Step 3 of 4 Name: _____

Choose one answer for each question. Use the color key to color the numbered spaces. 1 = red 2 = orange 3 = yellow 4 = green 5 = brown

Try making a group of ten to help you add.

1. One bag holds 8 apples and another holds 5. How many apples are there in all?
A. 12 B. 14 C. 13

2. There are 9 rolls in one pan and 6 in another. How many rolls are there?
A. 14 B. 16 C. 15

3. Jo picks up 7 leaves. Ben picks up 7 more. How many leaves do they have together?
A. 14 B. 15 C. 13

4. Two bowls each hold 8 nuts. How many nuts are there in all?
A. 16 B. 17 C. 15

5. Mia sets out 9 plates. Ben brings 8 more. How many plates do they have?
A. 16 B. 17 C. 18



Skill: Addition Facts to 20

WORKSHEET OUTPOST / THANKSGIVING LEARNING TRAIL

How Many Are Left?

Success criteria
I can subtract to find how many are left.

Grade 1 | Math | Step 4 of 4 Name: _____

Choose one answer for each question. Use the color key to color the numbered spaces. 1 = red 2 = orange 3 = yellow 4 = green 5 = brown

1. A tray holds 13 rolls. We serve 5. How many rolls are left?
A. 8 B. 9 C. 7

2. Ben has 15 apples. He gives 7 to a friend. How many does he keep?
A. 9 B. 6 C. 8

3. There are 18 napkins in a stack. Jo takes 9. How many are still in the stack?
A. 8 B. 9 C. 10

4. Mia has 16 pears. She uses 6 for a pie. How many pears are left?
A. 11 B. 9 C. 10

5. There are 12 plates on a shelf. Ben takes down 4. How many are still on the shelf?
A. 8 B. 7 C. 6

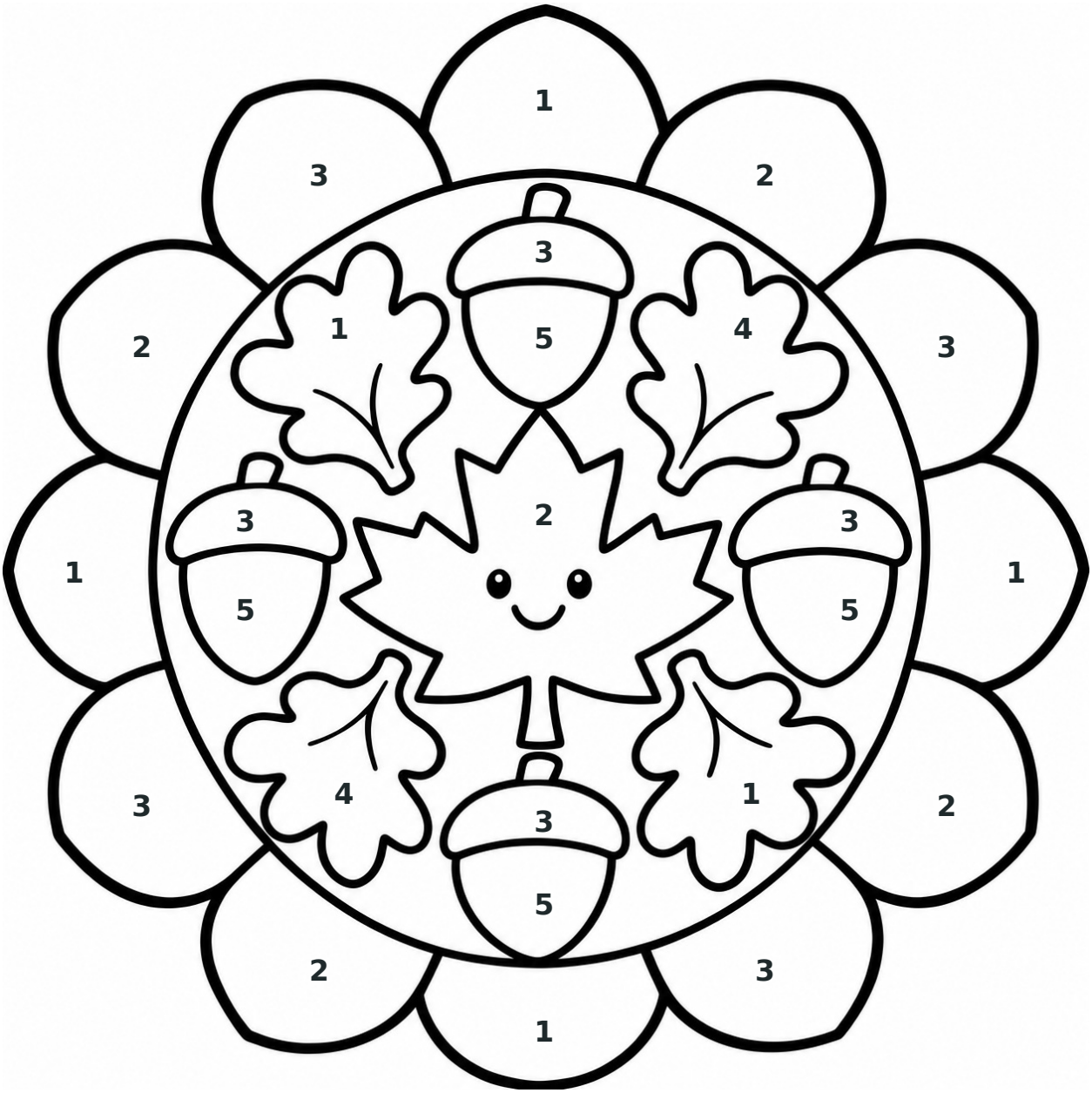

Skill: Subtraction Facts to 20



Pack the Picnic Bag

Success criteria
I can read a word and tell if I hear short a or short i.

Grade 1 | ELA | Step 1 of 4 Name: _____

Choose one answer for each question. Use the color key to color the numbered spaces. 1 = red 2 = orange 3 = yellow 4 = green 5 = brown

Read each word. Think about its middle vowel sound.

1. Choose the word with the short a sound.
A. big B. bug C. bag

2. Choose the word with the short i sound.
A. led B. lid C. lad

3. Which letter is missing? Put the pie in the p_n.
A. u B. a C. i

4. Which letter is missing? We s_t at the table.
A. u B. o C. i

5. Choose the word with the short a sound.
A. nap B. nope C. nip





A Pot of Soup

Success criteria
I can choose o or u to spell the short vowel sound I hear.

Grade 1 | ELA | Step 2 of 4 Name: _____

Choose one answer for each question. Use the color key to color the numbered spaces. 1 = red 2 = orange 3 = yellow 4 = green 5 = brown

1. Which letter is missing? The soup is in a p_t.
A. a B. i C. o

2. Which letter is missing? Sip from a c_p.
A. a B. u C. e

3. Which word has the short o sound?
A. hit B. hot C. hat

4. Which word has the short u sound?
A. ban B. bun C. bin

5. Which letter is missing? We had f_n at the meal.
A. e B. i C. u



Skill: Short o and short u



Helpers at the Table

Success criteria
I can find naming words and choose where a capital letter belongs.

Grade 1 | ELA | Step 3 of 4 Name: _____

Choose one answer for each question. Use the color key to color the numbered spaces. 1 = red 2 = orange 3 = yellow 4 = green 5 = brown

1. Which word names a thing?
A. run B. plate C. warm

2. Which word names a person?
A. stir B. soft C. cook

3. Choose the name written correctly.
A. mla B. mia C. Mia

4. Which word names a place?
A. park B. mix C. kind

5. Which word names a container for apples?
A. basket B. carry C. happy





The Missing Spoon

Success criteria
I can use story details to tell what happened and in what order.

Grade 1 | ELA | Step 4 of 4 Name: _____

Choose one answer for each question. Use the color key to color the numbered spaces. 1 = red 2 = orange 3 = yellow 4 = green 5 = brown

Sam wants to stir the soup, but he cannot find the spoon. Jo looks by the bowl. There it is! Jo gives Sam the spoon. Sam thanks Jo and stirs the soup.

1. Who wants to stir the soup?
A. Sam B. Jo C. Dad

2. What will Sam stir?
A. soup B. juice C. rice

3. Where is the spoon?
A. on the floor B. in a bag C. by the bowl

4. Who finds the spoon?
A. Dad B. Sam C. Jo

5. What happens last?
A. Jo finds the spoon. B. Sam looks for a spoon. C. Sam stirs the soup.

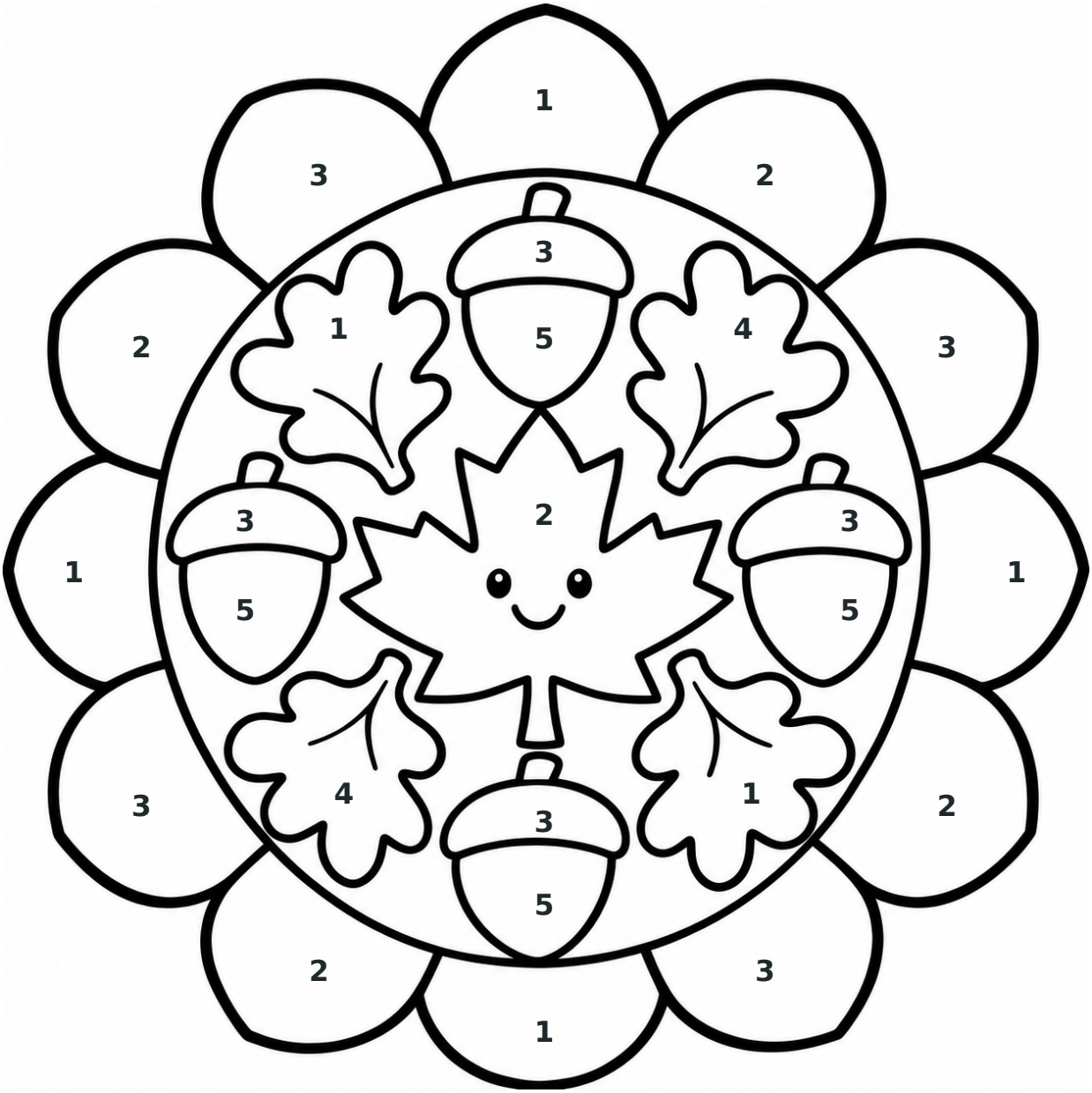

Skill: Story Structure and Story Questions



Feast Fact Review

Success criteria
I can add and subtract within 20 to find how many.

Grade 2 | Math | Step 1 of 4 Name: _____

Choose one answer for each question. Use the color key to color the numbered spaces. 1 = red 2 = orange 3 = yellow 4 = green 5 = brown

1. One basket holds 7 rolls. Another holds 8. How many rolls are there in all?
A. 16 B. 15 C. 14

2. There are 16 nuts in a bowl. Jo takes 9. How many nuts are left?
A. 8 B. 7 C. 6

3. Ben picks 6 pears. Mia picks 9. How many pears do they pick together?
A. 13 B. 14 C. 15

4. There are 18 cups on the shelf. We take down 6. How many cups are still on the shelf?
A. 11 B. 12 C. 13

5. Jo finds 9 red leaves and 9 yellow leaves. How many leaves does she find?
A. 19 B. 18 C. 17



Skill: Fluently Add and Subtract Within 20



Equal Harvest Groups

Success criteria
I can count equal groups to find how many there are in all.

Grade 2 | Math | Step 2 of 4 Name: _____

Choose one answer for each question. Use the color key to color the numbered spaces. 1 = red 2 = orange 3 = yellow 4 = green 5 = brown

1. Each of 3 baskets holds 2 apples. How many apples are there in all?
A. 8 B. 6 C. 5

2. Each of 4 plates holds 3 rolls. How many rolls are there in all?
A. 11 B. 7 C. 12

3. There are 5 pumpkins in each of 2 rows. How many pumpkins are there?
A. 10 B. 7 C. 12

4. There are 5 pairs of mittens. How many mittens are there in all?
A. 10 B. 12 C. 5

5. Each of 3 bowls holds 4 nuts. How many nuts are there in all?
A. 12 B. 7 C. 9



Skill: Work with Equal Groups



Add the Harvest

Success criteria
I can use tens and ones to find the sum of two numbers.

Grade 2 | Math | Step 3 of 4 Name: _____

Choose one answer for each question. Use the color key to color the numbered spaces. 1 = red 2 = orange 3 = yellow 4 = green 5 = brown

1. A class collects 24 red leaves and 13 yellow leaves. How many leaves do they collect?
A. 36 B. 47 C. 37

2. One crate holds 35 apples and another holds 22. How many apples are there in all?
A. 57 B. 56 C. 67

3. A baker makes 46 rolls in the morning and 18 more after lunch. How many rolls does she make?
A. 63 B. 54 C. 64

4. One box holds 27 cups and another holds 36. How many cups are there in all?
A. 53 B. 62 C. 63

5. Ben counts 58 nuts. Jo adds 25 more. How many nuts do they have together?
A. 82 B. 73 C. 83





Share and Subtract

Success criteria
I can use tens and ones to find how many are left.

Grade 2 | Math | Step 4 of 4 Name: _____

Choose one answer for each question. Use the color key to color the numbered spaces. 1 = red 2 = orange 3 = yellow 4 = green 5 = brown

1. A class picks 48 apples and shares 16 with neighbors. How many apples does the class keep?
A. 32 B. 31 C. 34

2. Mia collects 67 leaves and uses 24 for a wreath. How many leaves are left?
A. 53 B. 43 C. 42

3. A baker makes 52 rolls and sells 28. How many rolls are left?
A. 24 B. 26 C. 34

4. There are 80 cups in a box. Ben takes out 35. How many cups are still in the box?
A. 35 B. 55 C. 45

5. Jo has 91 nuts. She uses 47 in a recipe. How many nuts does she have left?
A. 46 B. 44 C. 54

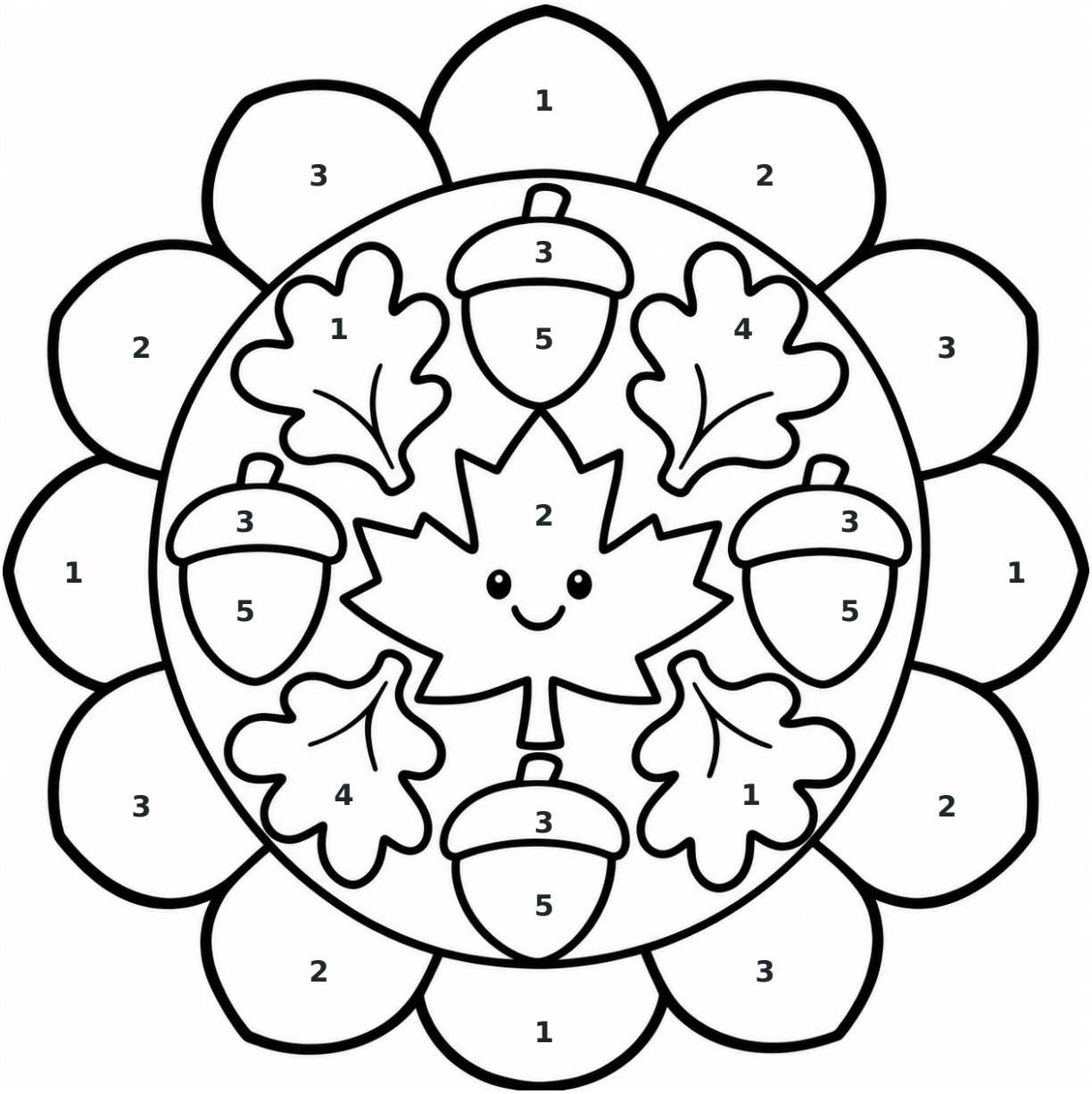



Open or Closed?

Success criteria
I can look at the end of a syllable and tell if it is open or closed.

Grade 2 | ELA | Step 1 of 4 Name: _____

Choose one answer for each question. Use the color key to color the numbered spaces. 1 = red 2 = orange 3 = yellow 4 = green 5 = brown

An open syllable ends with a vowel and usually has a long vowel sound. A closed syllable ends with a consonant and usually has a short vowel sound.

1. The word “go” ends in a vowel. What kind of syllable is it?
A. closed B. both C. open

2. The word “pot” has a short vowel followed by a consonant. What kind of syllable is it?
A. open B. closed C. both

3. Which word has an open syllable?
A. me B. hot C. cup

4. Which word has a closed syllable?
A. he B. no C. pan

5. Which word has a long vowel in an open syllable?
A. sit B. we C. nut





Opposites at the Feast

Success criteria
I can choose a word that means the opposite.

Grade 2 | ELA | Step 2 of 4 Name: _____

Choose one answer for each question. Use the color key to color the numbered spaces. 1 = red 2 = orange 3 = yellow 4 = green 5 = brown

1. The soup was hot. Which word means the opposite of “hot”?
A. cold B. fresh C. warm

2. The bowl is full. Which word means the opposite of “full”?
A. round B. big C. empty

3. Which word means the opposite of “early”?
A. soon B. late C. first

4. The door is open. Which word means the opposite of “open”?
A. closed B. clear C. wide

5. Which word means the opposite of “many”?
A. few B. more C. all



Skill: Antonyms



A Helpful Harvest

Success criteria
I can tell what the passage is mostly about and point to a detail that shows it.

Grade 2 | ELA | Step 3 of 4 Name: _____

Choose one answer for each question. Use the color key to color the numbered spaces. 1 = red 2 = orange 3 = yellow 4 = green 5 = brown

The class grew carrots in its garden. In November, the children pulled up the carrots and washed them. They had more than they needed for lunch. They packed the extra carrots in boxes for neighbors. Their harvest gave other people fresh food.

1. What is the passage mostly about?
A. Playing a game B. Buying new tools C. Sharing a garden harvest

2. What did the class grow?
A. carrots B. corn C. apples

3. What did the children do before they packed the carrots?
A. They ate the carrots. B. They painted the boxes. C. They washed the carrots.

4. Who got the extra carrots?
A. a shop B. a pet C. neighbors

5. Why did the class share?
A. They had more than they needed. B. The boxes were broken. C. They disliked carrots.



Skill: Central Idea and Key Details



WORKSHEET OUTPOST / THANKSGIVING LEARNING TRAIL

Plan a Thank-You Note

Success criteria
I can choose a complete sentence and tell who or what it is about.

Grade 2 | ELA | Step 4 of 4 Name: _____

Choose one answer for each question. Use the color key to color the numbered spaces. 1 = red 2 = orange 3 = yellow 4 = green 5 = brown

1. Choose a complete sentence.
A. Shared the rolls. B. We shared the rolls. C. The warm rolls.

2. Which word is the subject of this sentence? "Ana carries a basket."
A. basket B. Ana C. carries

3. Which greeting is written correctly?
A. dear Ben, B. Dear Ben, C. Dear ben,

4. Which sentence starts with a capital letter and ends with a period?
A. thank you for helping. B. Thank you for helping. C. Thank you for helping

5. Which sentence tells exactly what you are thankful for?
A. You helped me carry the heavy basket. B. It was nice to see you. C. See you at lunch.

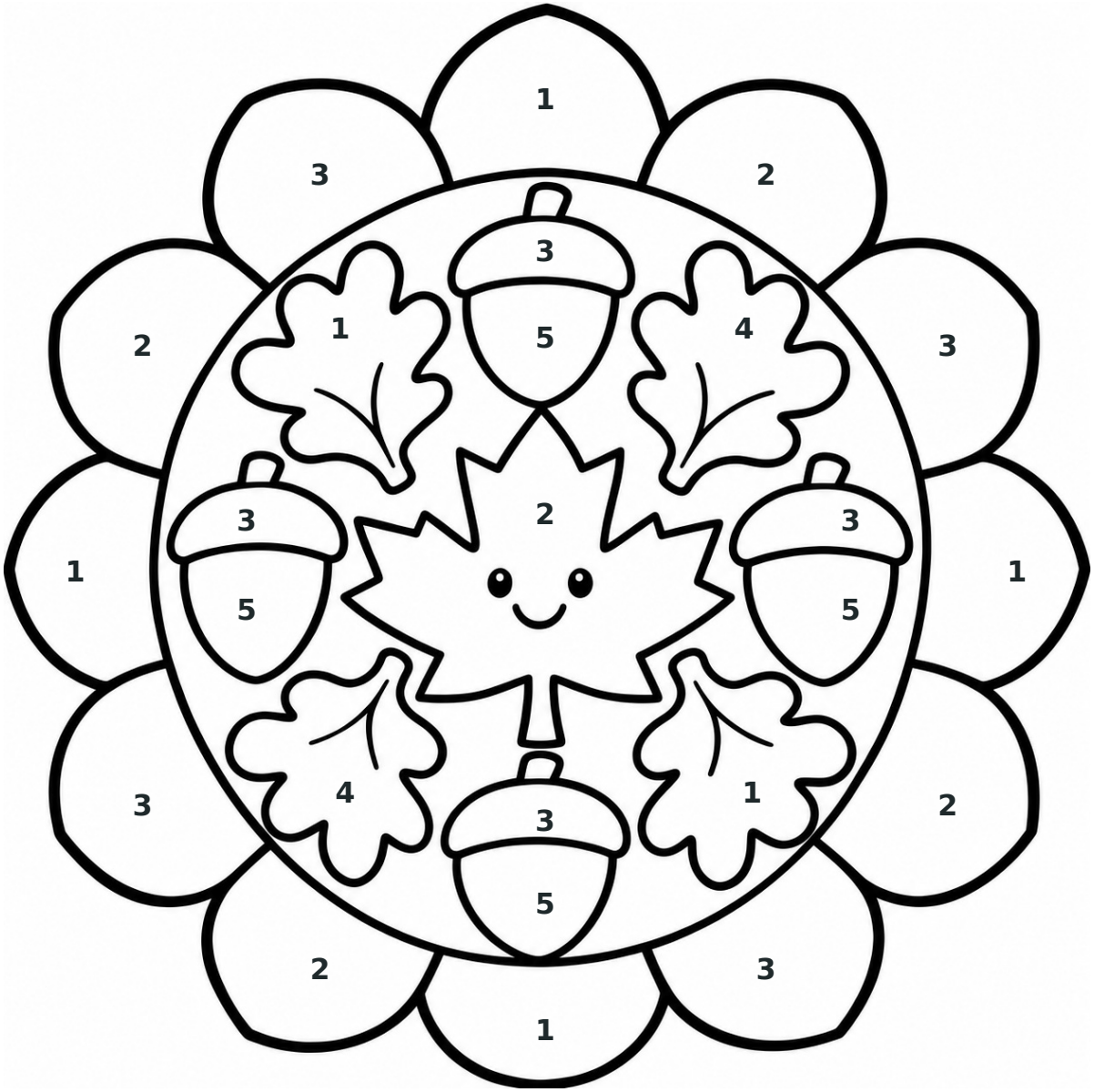

Skill: Using Sentences and Subjects